

3M™ Speedglas™ Welding Helmet 9100 Air



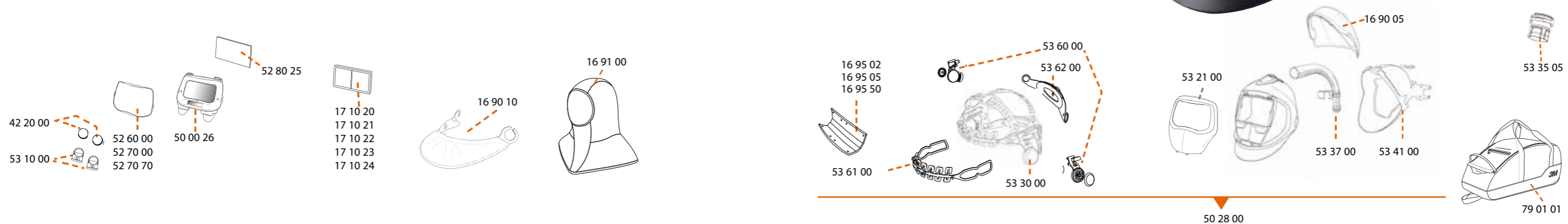
To optimise the effective lifetime of your welding equipment and avoid the additional cost of replacement, regular maintenance is important. Replace all damaged parts immediately to ensure correct levels of protection.

Before use

- Helmet and head harness. Inspect for cracks or any damaged or defective parts. Replace if needed.
- Cover lenses. To provide the best possible vision they should be clean and without scratches.
- Face seal. If the face seal is damaged there is a great risk that contaminated air will get inside the helmet. Verify it's in position and free from splits and tears.
- Welding lens. Ensure low battery is not flashing and check that the sensors are clean and uncovered.
- Breathing tube. Confirm tube is not damaged or leaking any air. To extend the life of breathing tube, use a tube cover or a heavy-duty rubber tube.

After use

- Clean the helmet. Wipe with a moist tissue or cloth, both inside and outside the helmet. If you suspect that the inside of the airduct is dirty, it must be changed. DO NOT rinse, immerse in water or clean with solvents.
- Face seal and sweatband. Remove for additional cleaning as needed and replace if they become unhygienic.
- Cover lenses. Clean with a soft cloth and replace if any pits or scratches occur.
- Breathing tube. Replace if damaged, deformed or leaking any air.
- Storage. Store the helmet in a dry, clean area away from direct sunlight, high temperatures and solvents.



Part No	Description	Part No	Description	Part No	Description	Part No	Description
169005	HEAD PROTECTION 9100	171021	LENS MAGNIFYING 1.5X 9100 100 & 9000	526000	LENS COVER OUTER STD 9100 PK=10	533505	ADAPTOR ADFLO BREATHING TUBE 9100 AIR
169010	THROAT PROTECTION 9100	171022	LENS MAGNIFYING 2.0X 9100 100 & 9000	527000	COVER LENS OUTER HC 9100 PK=10	533700	AIR DUCT BACK PART 9100 AIR
169100	HEAD CAPE TECAWELD	171023	LENS MAGNIFYING 2.5X 9100 100 & 9000	527070	LENS COVER OUTER HT 9100 PK=10	534100	FACE SEAL 9100 AIR
169502	SWEATBAND 9100 & 9100 FX PK=2	171024	LENS MAGNIFYING 3.0X 9100 100 & 9000	528025	LENS COVER INNER 9100XX PK=5	536000	HEAD HARNESS PIVOT MECHANISM 9100
169505	SWEATBAND 9100 & 9100 FX PK=5	422000	BATTERY LITHIUM 9100, 100 & 9000 PK=2	531000	HOLDER BATTERY 9100	536100	HEAD HARNESS FRONT PART 9100
169550	SWEATBAND 9100 & 9100 FX PK=50	500026	LENS WELDING 9100XXI SPEEDGLAS	532100	COVER FRONT SILVER 9100XXI	536200	HEAD HARNESS BACK PART 9100
171020	LENS MAGNIFYING 1.0X 9100 100 & 9000	502800	HELMET WELDING 9100 AIR EXC LENS	533000	HEAD HARNESS 9100	790101	CARRY BAG SPEEDGLAS

ABN 21 060 672 979

TOOWOOMBA WELDING SUPPLIES



Ph: 07 4659 0044
500 Boundary Street, Toowoomba QLD 4350
E: sales@tweld.com.au | www.tweld.com.au

We deliver on time ... EVERYTIME
We are an Australian locally owned family business



Further information and advice

To request a quote or place an order for spare parts, please contact TWS on +61 (0) 7 4659 0044 or visit www.tweld.com.au. Please note that higher than normal levels of pollutants, heat and sparks will require more frequent replacement of components. If you require additional guidance, please check the care and maintenance videos on our YouTube Channel (www.youtube.com/user/3MSpeedglas) or contact your local TWS representative.

3M™ Versaflo™ V-500E Regulator



To maintain protection levels, optimise the effective lifetime of the system and avoid the additional cost of replacement, it is extremely important to carry out regular checks and maintenance on Powered and Supplied Air Respirators.

Before use

- Ensure couplings are securely fitted
- Inspect breathing tube - ensure it is free from splits or holes. Replace if necessary
- Inspect belt - ensure it is free from splits or tears and the buckle is undamaged
- Replace filter if odour is detected during use

Monthly

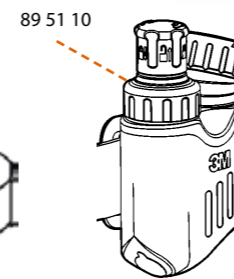
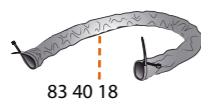
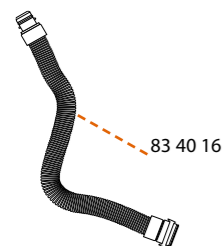
- Carry out all the 'Before Use' inspections and create record of this monthly check for the regulator

Six Monthly

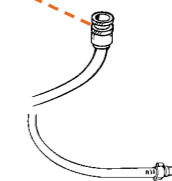
- Change carbon filter

After use

- Clean casing with cloth dampened with a mild solution of water and liquid household soap
- Disinfect surfaces with 3M 504 Cleaning Wipes
- Store in a dry, clean area / locker away from direct sunlight, high temperatures and solvents



C103421004



C103425004

BAHOSE05M
BAHOSE10M
BAHOSE15M
BAHOSE20M
BAHOSE30M
BAHOSE40M

C103425152



Part No	Description	Part No	Description	Part No	Description
533506	ADAPTOR QRS BREATHING TUBE TO 9000	BAHOSE10M	HOSE BREATHING AIR 10M WITH CEJN FITTINGS	C103425152	NIPPLE MALE THREAD R 1/4 (82155)
834016	TUBE BREATHING SELF ADJUSTING QRS ADFLO	BAHOSE15M	HOSE BREATHING AIR 15M WITH CEJN FITTINGS		
834017	TUBE BREATHING HEAVYDUTY RUBBER QRS ADFLO	BAHOSE20M	HOSE BREATHING AIR 20M WITH CEJN FITTINGS		
834018	TUBE BREATHING COVER FLAME RESISTANT ADFLO	BAHOSE30M	HOSE BREATHING AIR 30M WITH CEJN FITTINGS		
852017	REGULATOR V-500E WITH BELT	BAHOSE40M	HOSE BREATHING AIR 40M WITH CEJN FITTINGS		
895110	CARBON FILTER & TWO O-RINGS SAR	C103421004	COUPLING HOSE CONNECTION 10MM (3/8)		
BAHOSE05M	HOSE BREATHING AIR 5M WITH CEJN FITTINGS	C103425004	NIPPLE HOSE CONNECTION 10MM (3/8)		

ABN 21 060 672 979

TOOWOOMBA WELDING SUPPLIES



Ph: 07 4659 0044
500 Boundary Street, Toowoomba QLD 4350
E: sales@tweld.com.au | www.tweld.com.au

We deliver on time ... EVERYTIME
We are an Australian locally owned family business



Further information and advice

To request a quote or place an order for spare parts, please contact TWS on +61 (0) 7 4659 0044 or visit www.tweld.com.au. Please note that higher than normal levels of pollutants, heat and sparks will require more frequent replacement of components. If you require additional guidance, please check the care and maintenance videos on our YouTube Channel (www.youtube.com/user/3MSpeedglas) or contact your local TWS representative.